Contents

Chapters

1 Numbers up to 1000 3
20 questions · Answers p. 141

2 Addition and Subtraction 16
20 questions · Answers p. 143

3 Multiplication and Division 27
20 questions · Answers p. 145

4 Fractions 38
20 questions · Answers p. 147

5 Money 50
20 questions · Answers p. 150

6 Length 62
20 questions · Answers p. 152

7 Mass 74
20 questions · Answers p. 154

8 Volume of Liquid 86
20 questions · Answers p. 156

9 Time 97
20 questions · Answers p. 158

10 2D and 3D Shapes 110
20 questions · Answers p. 160

11 Picture Graphs 124
20 questions · Answers p. 163

Answers

Chapters 1 to 11: every answer with its working 140

CHAPTER 1

Numbers up to 1000

20 workbook questions



In this chapter

20 questions, 36 marks. Show your working in the space given and write your answer on the answer line. The answers are on page 141.

- Set A: Practice: 8 questions, 8 marks
- Set B: Apply: 8 questions, 16 marks
- Set C: Problem Sums: 4 questions, 12 marks

Name: _____ Class: _____ Date: _____

PRIMARY 2 · MATHEMATICS · NUMBERS UP TO 1000

Numbers up to 1000

INSTRUCTIONS

- 20 questions, 36 marks in total.
- Answer all questions in the spaces provided.
- Show your working in the space below each question.

Set A: Practice

Write your answers in the spaces provided. For questions which require units, give your answers in the units stated.

1 How many cubes are there? Write your answer in numerals.

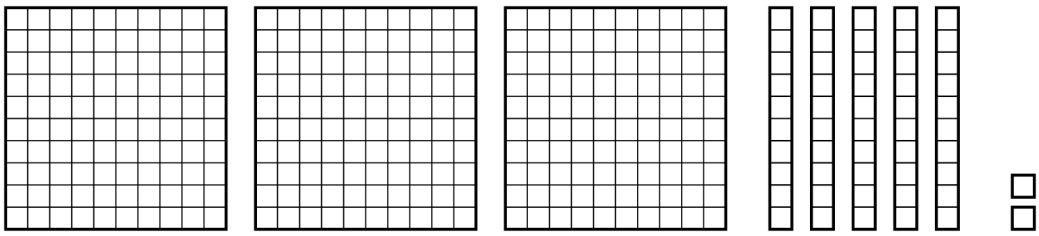

Ans: _____ [1]

2 Write 760 in words.

Ans: _____ [1]

3 Write two hundred and seven in numerals.

Ans: _____ [1]

4 Look at the place value chart. What is the value of the digit 6?

Hundreds	Tens	Ones
7	6	3

Ans: _____ [1]

5 Write > or < in the blank.
396 ____ 369 [1]

6 Complete the number pattern. What is the missing number?

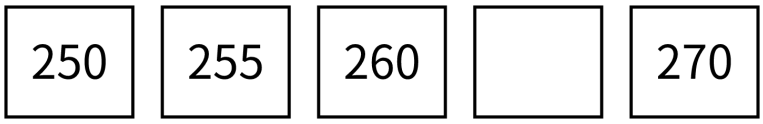

Ans: _____ [1]

7 Fill in the blank.
10 less than 700 is ____. [1]

8 Circle all the odd numbers.

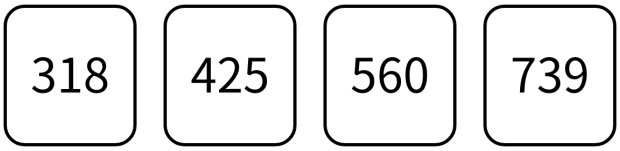

[1]

Set B: Apply

Write your answers in the spaces provided. For questions which require units, give your answers in the units stated.

9 Look at the base-ten blocks.

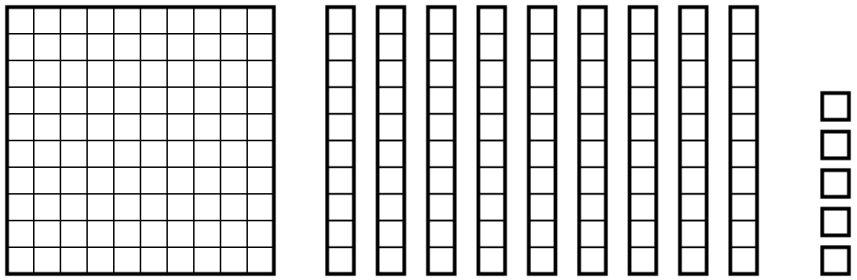

(a) Write the number in numerals.

Ans: _____ [1]

(b) Write the number in words.

Ans: _____ [1]

10 Fill in the blanks.

(a) 600 + 40 + 5 = ____

Ans: _____ [1]

(b) 300 + ____ tens + 17 ones = 387

Ans: _____ [1]

11 Look at the numbers on the cards.

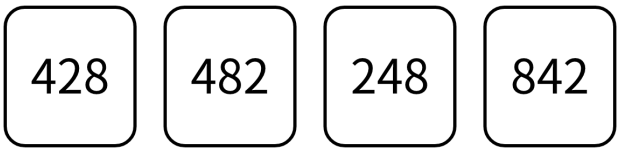

(a) Which is the greatest number?

Ans: _____ [1]

(b) Arrange the numbers in order. Begin with the smallest.

____, ____, ____, ____

Ans: _____ [1]

12 Complete the number pattern. What are the two missing numbers?
____ and ____

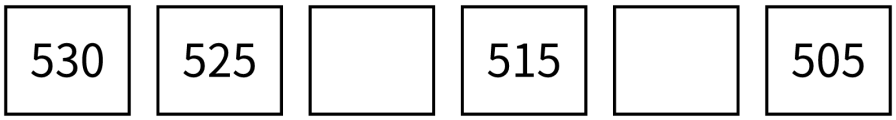

Ans: _____ [2]

13 Look at what Aisha says.



(a) Is Aisha correct? Write Yes or No.

Ans: _____ [1]

(b) Explain how you know.

[1]

14 Use all the digit cards once each to make a 3-digit number.

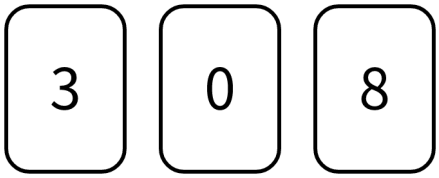

(a) What is the greatest even number you can make?

Ans: _____ [1]

(b) What is the smallest odd number you can make? (A number cannot begin with 0.)

Ans: _____ [1]

15 I am a 3-digit even number. My hundreds digit is 6. My tens digit is 5. My ones digit is 3 more than my tens digit. What number am I?

Ans: _____ [2]

16 Aina has 3 sheets of 100 stickers, 12 strips of 10 stickers and 5 loose stickers. How many stickers does she have?

Sheets of 100	Strips of 10	Loose stickers
3	12	5

Ans: _____ [2]