Contents

Chapters

1 **Living and Non-Living Things** 3
Notes p. 4 · Practice p. 13 · Answers p. 151

2 **Plants Around Us** 23
Notes p. 24 · Practice p. 33 · Answers p. 153

3 **Animals Around Us** 42
Notes p. 43 · Practice p. 53 · Answers p. 155

4 **Mushrooms, Mould and Germs** 62
Notes p. 63 · Practice p. 72 · Answers p. 157

5 **What Things Are Made Of** 82
Notes p. 83 · Practice p. 92 · Answers p. 159

6 **Life Cycles** 100
Notes p. 101 · Practice p. 110 · Answers p. 161

7 **Magnets** 119
Notes p. 120 · Practice p. 129 · Answers p. 163

Head Start Science Check-up

A **Part A: choose the correct answer** 138
Answers and mark scheme p. 165

B **Part B: write, circle or tick** 145
Answers and mark scheme p. 167

Answers and Mark Schemes

Chapters 1 to 7 and the examination 150

Name: _____ Class: _____ Date: _____

PRIMARY 1-2 · SCIENCE · LIVING AND NON-LIVING THINGS

Living and Non-Living Things

Let's learn

Is it alive?

Look around you. A cat and a flower are alive. We call them living things. A rock and a toy car are not alive. We call them non-living things.

REMEMBER

Some things are alive. Some things are not alive.

NEW WORDS

living thing	a thing that is alive
non-living thing	a thing that is not alive



LET'S LOOK

Is a toy car a living thing?

1. Look at the toy car in the picture.
2. A toy car does not eat. It does not grow. It does not have babies.
3. So it is not alive.

No. A toy car is a non-living thing.

YOUR TURN!

Circle the living things in the picture above.

Answer: The cat and the sunflower.

What do living things need?

Living things need food, water and air. A cat eats food and drinks water. A plant needs water too. Plant B has no water. See how it droops.

REMEMBER

Living things need food, water and air.

- Did you know? A cactus needs very little water.
- Try at home: Ask a grown-up to help you water one small plant. Do not water a second plant. Look at both after one week.

NEW WORDS

food	what living things eat
water	what living things drink
air	what we breathe; we cannot see it



LET'S LOOK

Plant B did not get water. What happens to it?

1. Look at Plant B. Its top is drooping.
2. Plants need water to stay alive.

Plant B droops. It may die without water.

YOUR TURN!

Fill in the blanks. Living things need _____, _____ and air.

Answer: food, water

Living things grow

Living things grow. They get bigger. A baby grows into a child. A small plant grows taller and taller. A rock never grows.

REMEMBER

Living things grow.

- Did you know? Your hair and your nails grow too.
- Try at home: Ask a grown-up to mark your height on a wall. Do it again next month.

NEW WORDS

grow	to get bigger

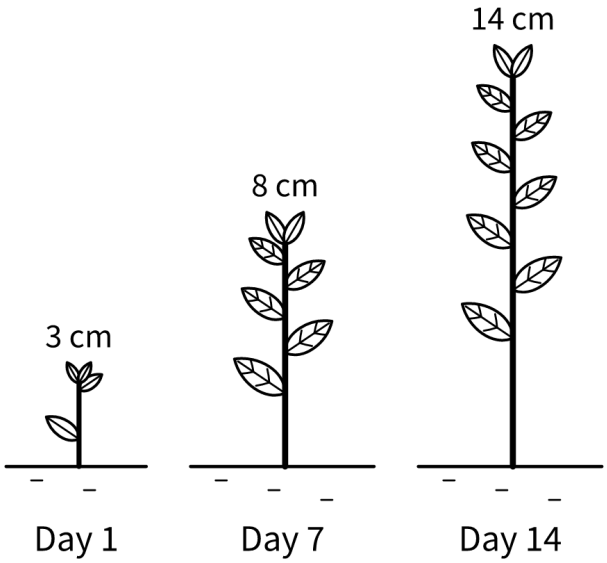

LET'S LOOK

Look at the plant on Day 1, Day 7 and Day 14. Is it growing?

1. Look at the numbers. 3 cm, then 8 cm, then 14 cm.
2. The plant gets taller each time.

Yes. The plant is growing because it gets taller.

YOUR TURN!

Colour the tallest plant. How tall is it?

Answer: The Day 14 plant. It is 14 cm tall.

Living things move and respond

Animals move from place to place. A bird flies. A fish swims. Plants stay in one place, but they can bend. Living things also respond. The dog barks. The cat runs away.

REMEMBER

Living things respond to what is around them.

- Try at home: Put a small plant by a window. Look at it after one week. Which way does it lean?

NEW WORDS

respond	to do something when things around you change
move	to go from one place to another



LET'S LOOK

A plant stands by a window. Which way does it bend?

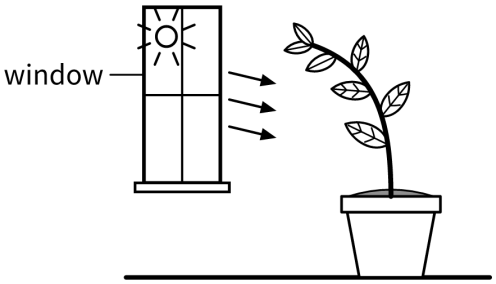

After one week

1. The window lets in light.
2. Plants respond to light.

The plant bends towards the light from the window.

YOUR TURN!

Look at the picture. Which animal runs away? Write cat or dog: _____

Answer: cat

Living things have young

Living things can have young. A hen lays eggs. Chicks come out of the eggs. A cat gives birth to kittens. A plant makes seeds, and new plants grow from them.

REMEMBER
Living things reproduce. They have young.

- Did you know? A chick takes about 21 days to hatch from a hen's egg.

NEW WORDS

young	a baby animal or a baby plant
reproduce	to have young



A hen lays eggs.



A cat has kittens.

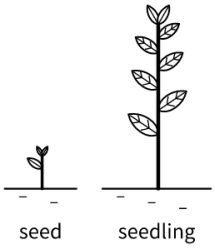

A seed grows into a new plant.

LET'S LOOK

A hen lays eggs. Chicks come out. Can the hen reproduce?

1. Look at the hen and her eggs.
2. The eggs become chicks. The chicks are the hen's young.

Yes. The hen can reproduce. It has young.

YOUR TURN!

Count the kittens in the picture. How many are there?

Answer: 3

CHAPTER 1

Let's Practise

Part 2: Living and Non-Living Things



In the practice questions

18 questions, 28 marks. For each multiple-choice question, write the number of the correct option in the brackets. Write your other answers on the lines given. The answers are on page 151.

- Section A: Choose the Correct Answer: 11 questions, 11 marks
- Section B: Write, Circle or Tick: 7 questions, 17 marks

Name: _____ Class: _____ Date: _____

PRIMARY 1-2 · SCIENCE · LIVING AND NON-LIVING THINGS

Living and Non-Living Things

INSTRUCTIONS

- 18 questions, 28 marks in total.
- Answer all questions in the spaces provided.
- For multiple-choice questions, write the option number in the brackets.
- Write, circle or tick your other answers.

Section A: Choose the Correct Answer

1 Which one is a living thing? ( ) [1]



① rock ② toy car ③ sunflower ④ kite

2 Which one is NOT a living thing? ( ) [1]



① cat ② hibiscus ③ clock ④ mushroom

3 Plant B has no water. What happens to it? ( ) [1]

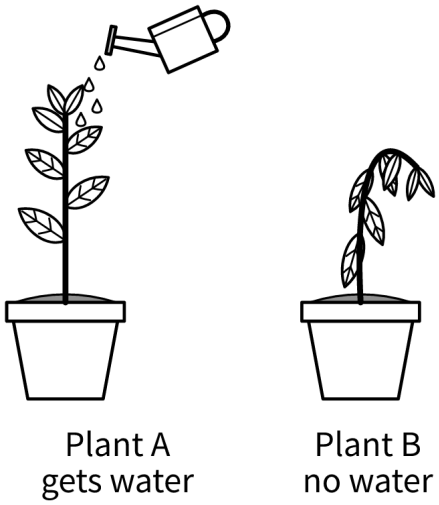

① It droops. ② It grows taller. ③ It has young.

4 Which one do all living things need? ( ) [1]

① a toy ② a bed ③ a phone ④ food

5 The plant gets taller each week. What does this show? ( ) [1]



① It can grow. ② It is a rock. ③ It is not alive.

6 The dog barks. The cat runs away from the dog. What does this show? ( ) [1]



① It can respond. ② It can make food. ③ It is a toy.

7 Siti's plant leans towards the window. What is it responding to? ( ) [1]

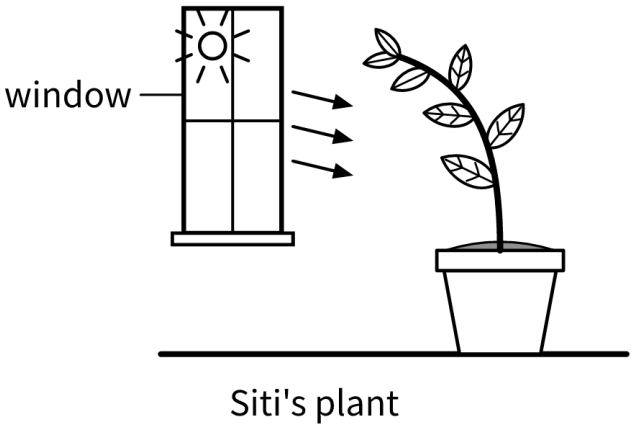

① water ② light ③ a dog ④ a toy